

WANTED

ST. JOSEPH, MISSOURI



Preserving the Legacy and the Legend.

St. Joseph Assessment Report

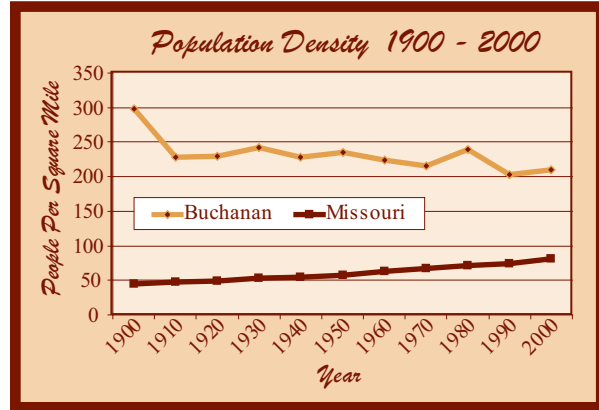
ALIVE and WELL

Wanted for being Located on the extreme northwestern edge of Missouri, St. Joseph is a city filled with echoes of prosperous merchants, outlaws and those brave young riders who made the Pony Express a never-to-be-forgotten legend.

It's also a city of stunningly beautiful historic buildings and mansions, with a serpentine, well-landscaped parkway system probably unlike any other in the United States.

In 1993, the city formally celebrated its sesquicentennial, with 70,000 residents proud of its colorful past but looking forward to a new century and a half of progress.

Social Determinants



Age:

Buchanan County has a total population of 85,998 based on the 2000 U.S. Census, up from the 1990 census total of 83,083. The 45 to 54 year old age group experienced a growth of 3.3%, while the 25 to 34 year old age group experienced a decrease of 3.1%. The median age in Buchanan County is 37.1, just one year older than the median age for all Missourians of 36.1. Persons age 65 and older represent 15% of the county population, including 7.7% aged 75 and older. In Missouri, 13.6% are aged 65 or older, including 6.5% who are 75 or older.

Gender:

Gender distribution has remained fairly consistent and stable over time. In 2000, 51.4% of the population was female and 48.6% was male. Women account for 64% of the population aged 65 and older.

Race:

Buchanan County's population is predominantly white (92.7%) followed by Blacks (4.2%) and Hispanics (2.5%). The racial composition of the county has not changed dramatically since the 1990 census.



Population density:

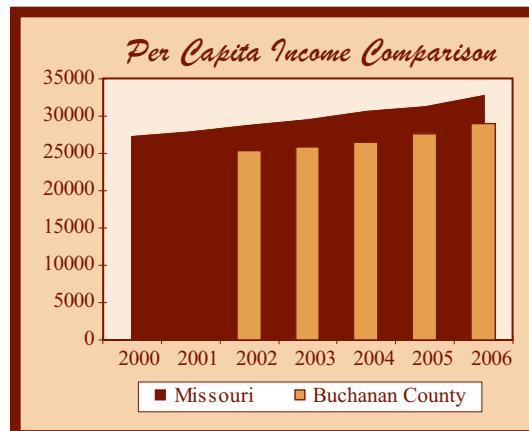
Buchanan County is well populated, with 210.3 persons per square mile, compared to 81.2 per square mile for the Missouri average. As illustrated in the graph the population density of the county has decreased since the 1900 census, while overall the population density for the state of Missouri has steadily increased.

Single Parent Households:

The 2000 census indicates there were 2,570 household reported as single mother, representing 7.7% of all households in Buchanan County.

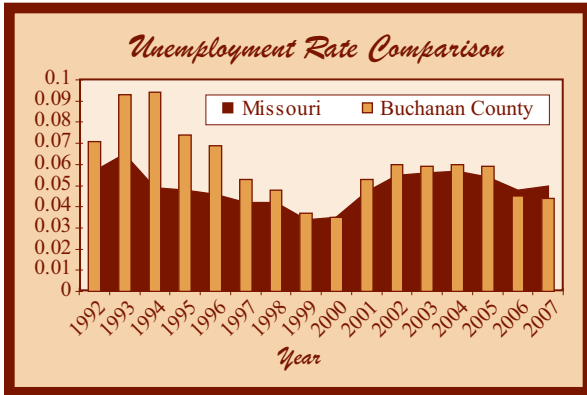
Per Capita Income:

Buchanan County per capita income is less than the state rates, but follows state trends of slow and steady increases. The 2006 Buchanan County per capita income was \$28978 as compared to the state per capita income of \$32789. This represents a 12.5% increase over the Buchanan County Per Capita Income of \$25334 in 2002.



Prescription drugs are a challenge to seniors. The greatest segment of the population who could benefit from prescriptions doesn't seek them. Seniors are confused and don't know where to go for information."

- from Community Assessment surveys and focus groups



Poverty:

In Buchanan County, about 14.5% of all people live in poverty, as compared to 13.6% of all Missouri residents.

Education:

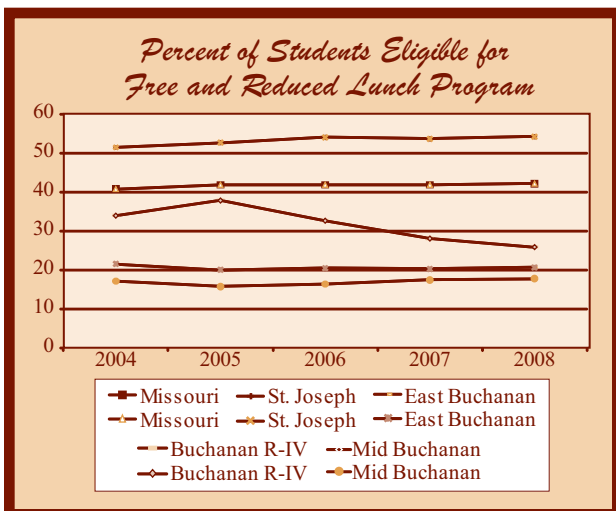
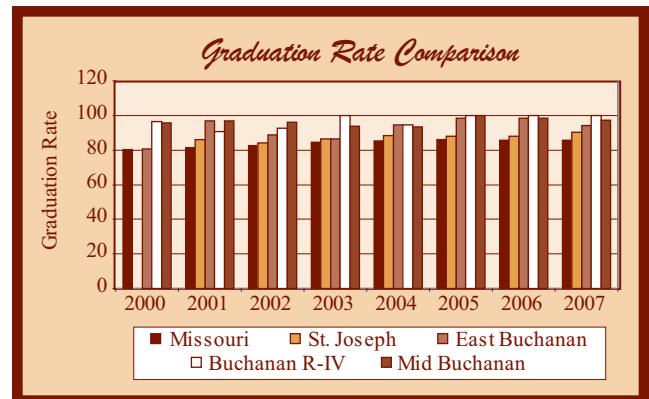
Education levels increased in Buchanan County from 1990 to 2000. 26.6% of Buchanan county residents had at least some college in 2000, an increase over the 1990 rate of 21.9%. Buchanan County school districts also report higher high school graduation rates than state averages from 2000 through 2007.

Unemployment:

Unemployment rates in Buchanan County typically follow state trends. The county rates were slightly higher than state rates from 2001 through 2005, however the 2006 and 2007 unemployment rates were lower than state rates.

Participation in Free/Reduced Lunch Program:

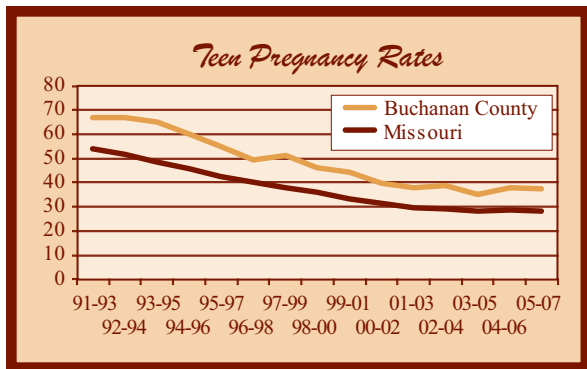
Participation in the Free and Reduced School lunch program has steadily increased throughout Missouri, and includes increases in the St. Joseph school district. Rates for the St. Joseph district have remained higher than state rates during the 2000 through 2007 school years. Rates for East Buchanan and Buchanan R-IV have remained fairly stable, while Mid-Buchanan slowly increased until 2003 and has since stabilized.



Health

Maternal, Teen and Child:

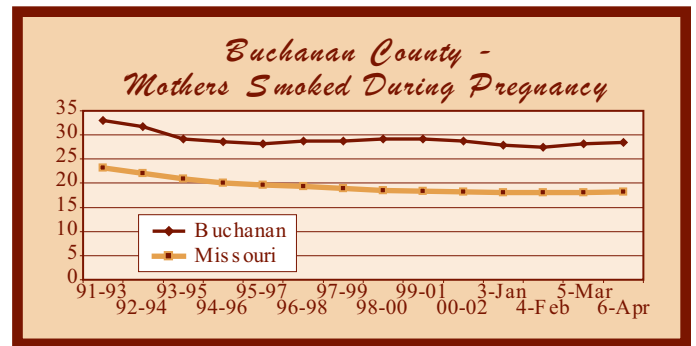
The Missouri Department of Health and Senior Services defines teen pregnancy as births to teens under the age of 18. In Buchanan County, the 2002 – 2006 teen pregnancy rate was 37.5. The state rate for the same time period was 28.7. Repeat pregnancies to mothers under the age of 20 were also higher in Buchanan County when compared to state rates. Birth spacing is also an issue, with a county rate of 13.2 compared to the state rate of 11.3. Birth spacing refers to births within 18 months of a prior delivery. The 2006 rate for unintended deliveries for Buchanan



County was 46.2 as compared to the state rate of 37.6. The 2002 – 2006 county rate for Induced abortions was 141.2, which was lower than the state rate of 154.1. Research indicates teen mothers are more likely to drop out of high school, however in Buchanan County this doesn't appear to be the case. While the teen pregnancy rate is high, the graduation rates are also high. The 2002 – 2006 rate of births to mothers with less than a high school education is only slightly higher than the state rate, 19.3 for the county and 18.6 for the state, indicating the county has been successful in implementing supports for teen mothers to keep them in school and encourage graduation.

Smoking:

Unfortunately, the Buchanan county rate for mothers who smoked during pregnancy was 27.9 in 2006, compared to the state rate of 18.4. Buchanan County rates have remained consistently higher than state rates since 1991.



Mental Health:

Buchanan county has a rate of 129.2 for hospitalizations due to mental disorders in 2006. The rate for Missouri was 109.7. From 1994 – 2006, Buchanan county rates for anxiety, somatoform, dissociative and other personality disorders and rates for other mental conditions were higher than state rates. Emergency room visits due to self-inflicted injuries are also higher for Buchanan county residents aged 0 to 34 when compared to state rates for the 1996 – 2006 time period.



From an overall view, there is an imbalance of what it costs to live compared to what is earned working full time."

- from Community Assessment surveys and focus groups

Chronic Disease:

Buchanan County residents face several challenges with chronic diseases including Diabetes, Cancer, COPD, and Strokes. The 1996 – 2006 county rate for deaths due to Diabetes was 38.1 compared to the state rate of 24.6. The hospitalization rate was also higher indicating that county residents are struggling to manage Diabetes and its complications.

Buchanan county residents also face higher rates of deaths (68.4), hospitalizations (7.4) and emergency room visits (39.6) due to COPD.

The rate of deaths due to strokes and other cerebrovascular diseases was 74.0 for the county, higher than the state rate of 60.0.

Cancer also poses a significant threat to the health of Buchanan county residents. The 1996 – 2006 rate of cancer related deaths was 218.6 compared to the state rate of 204.4. Lung cancer was the cause of 760 deaths during the time period, for a county rate of 72.2, higher than the state rate of 63.4.

Cancer Screenings

	Buchanan County	Missouri
Current Cigarette Smoking	26.2	23.2
Never had a mammogram - women age 40 and older	13.6	8.7
Never had a pap smear - women age 18 and older	4.1	3.4
Never had blood stool test - age 50 and older	48.1	58.5
Never had a sigmoidoscopy or colonoscopy - age 50 and older	47.2	36.6

Smoking/Tobacco Use:

Tobacco use kills nearly half a million Americans each year, with one in every six U.S. deaths the result of smoking. Smoking harms nearly every organ of the body, causing many diseases and compromising smokers' health in general. Nicotine, a component of tobacco, is the primary reason that tobacco is addictive, although cigarette smoke contains many other dangerous chemicals, including tar, carbon monoxide, acetaldehyde, nitrosamines, and more.*

*National Institute on Drug Abuse (<http://www.drugabuse.gov/ResearchReports/Nicotine/Nicotine.html>)

Overall, smoking attributable deaths are decreasing in Missouri. In Buchanan County, smoking attributable deaths have fluctuated over the 1991 – 2007 time period, with both increases and decreases. An estimated 2,018 people in Buchanan County died from smoking related problems

from 1997-2007, for a county rate of 184.7 as compared to the state rate of 155.6. However, the rate of deaths due to lung cancer from 1997-2007 was 71.6 and 63 for the state, reflecting a significantly higher rate for the county.

The Missouri Department of Health and Senior Services conducted a 2007 Health and Preventative Practices study which reported 26.2% of Buchanan County respondents were tobacco users. The study also reported that over half respondents would support smoke-free restaurants and recognized that secondhand smoke causes heart disease and respiratory problems in children.

Dental Care:

Safety and Injuries

Unintentional Injuries:

Buchanan county residents face a higher risk of being hospitalized due to unintentional injuries. The 1996 – 2006 hospitalization rate for all unintentional injuries was 63.6 for the county, as compared to 55.4 for the state. The majority of those injuries were due to Falls, which could be related to the large percentage of elderly persons in the county.

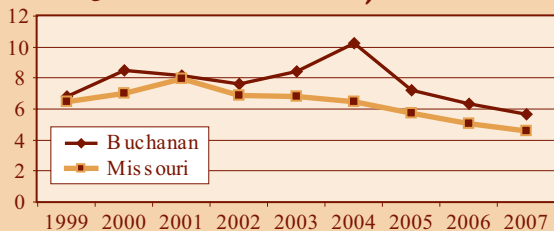
Seat Belt Usage:

Buchanan county residents are increasingly using their safety belts. In 1999, 84.8% of occupants were reported to be restrained during a motor vehicle crash. In 2005, that percentage had increased to 92.2%.

Crime rates:

Crime rates have remained fairly stable for the Buchanan county area. The majority of crimes are property related and not violent crimes. For the 2001 – 2007 time period, there were a total of 17 murders, 140 rapes, 438 robberies, and 1001 aggravated assaults for a total of 1596 violent crimes committed over the seven year period. In perspective, there were 4135 property crimes committed in 2007 alone, with the majority of those being theft.

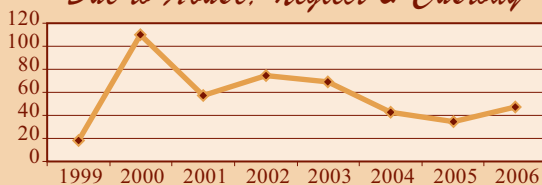
Child Abuse and Neglect Rates



Child Abuse/Neglect:

The child abuse and neglect rate for Buchanan County was 5.68 in 2007, compared to the state rate of 4.61. Buchanan County rates typically have been higher than state rates for the 1999 – 2007 time period, but have declined from a high rate of 10.27 in 2004. The number of juveniles placed out of home due to abuse, neglect, or custody issues has varied during the 1999 – 2006 time period.

Juvenile Out of Home Placements Due to Abuse, Neglect & Custody

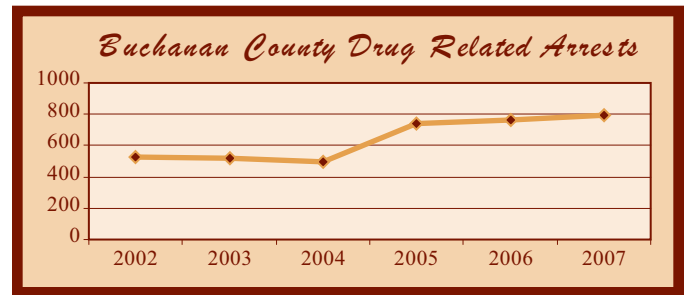
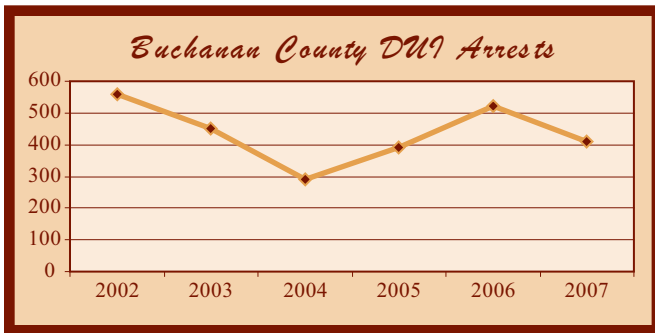


Wake County has a nice blend of urban and country settings. "

- from Community Assessment surveys and focus groups

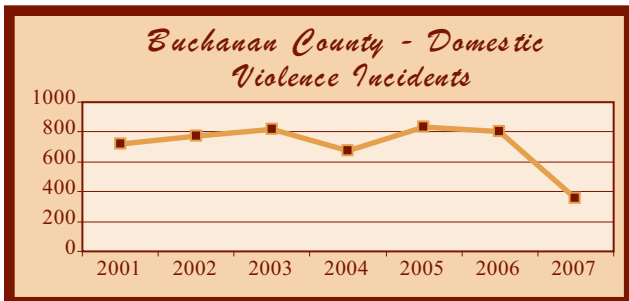
Alcohol and Drugs:

The Missouri State Highway Patrol compiles information for drug and alcohol related arrests and information on motor vehicle crashes where alcohol was a contributing factor. Buchanan county information reflects that 5.6% or less of all motor vehicle crashes in the county were alcohol related during the 2002 – 2007 time frame. During that same period, there were a total of 2627 DUI (driving under the influence) arrests and 3843 narcotics related arrests.



Assault Injuries:

The majority of assault related injuries in Buchanan County are due to fights and domestic violence. Buchanan County ranks in the first quintiles for hospitalizations and emergency room visits for injuries from fights, and in the first quintile for emergency room visits related to domestic violence. While domestic violence has been a concern, according to the Missouri State Highway Patrol, domestic violence incidents fell dramatically from 805 reports in 2006 to 253 reports in 2007.



Environment

Housing:

The majority of housing structures in Buchanan County are single family units, followed by 2 to 4 unit structures. Only 5.2% of the available housing units are less than five years old. 43.1% of units are more than 50 years old, including 33.3% being built prior to 1940. The value of the average home was \$85,597 in 2000. The majority of homes are located in urban areas, with only 12.8% being rural.

Recreation:



Access to Care:



The best one thing about Wake County is access to educational opportunities."

- from Community Assessment surveys and focus groups

Obesity, . . . ??



Graph

Obesity has worsened - it gets to a young population now. Everything is 'biggie' - sized. You get more for less at fast food and other family restaurants. "


- from Community Assessment surveys and focus groups

Graph

ST. JOSEPH, MISSOURI

"Top 10 True Western Towns"

CONTACT INFORMATION:



Report Facilitated and Designed by:

COMMUNITY ASSET BUILDERS, LLC

606 Dix Road

Jefferson City, MO 65109

(573) 632-2700 (phone)

(573) 632-6678 (fax)

CABLLC@earthlink.net

www.cabllc.com